



DIGITAL COLOR PRINTER

Changes for the Better



ISO9001
JQA-0521

CP-D90DW

Premium High Speed Digital Photo Printer
Ideal for Photobooth & Event Photography



Exceptional Quality, Outstanding Product
Reliability, Fast Printing and Dependable Durability.

Backed by Mitsubishi Electric's history of over 30 years in manufacturing and developing dye-sub printers, with over 100 thousand units installed worldwide.

High-Speed Dye-Sub Digital Color Printer

CP-D90DW

Compact

The new, compact design of the CP-D90DW strategically minimizes protruding and hanging cables for a neat, space-saving installation.




155 in²

excluding optional paper tray

One of the world's smallest footprint

Providing overall space and cost savings in every system installation.

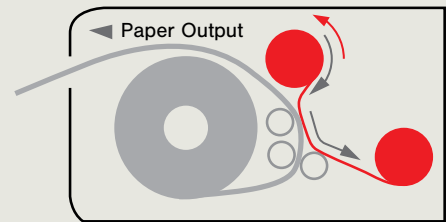
*Among 400 prints class, an in-company investigation



The power socket keeps the power cord neatly tucked, out of the way for a more streamlined installation.

Enhanced Rewind Function

The new rewind function featured with the CP-D90DW offers cost savings to maximize media usage, and better work-flow efficiency that minimize impact on print speed, while giving users the convenience of printing multiple size photographs using only one single type of media.



Outstanding Print Quality

Mitsubishi Electric's CP-D90DW comes with an Image Analyzing Engine built-in to enable faster print speed without compromise on image quality. Each image received is built and analyzed within the printer processor with its print density and details analyzed and printed accordingly, yielding the best result with every photo printed.

Deeper Black

CP-D90DW

Prints photos with remarkable clarity, vivid colors, and higher quality finish.



Fine Detail

Remarkable black level provides superior color depth and contrast.



Clearer prints with no blurring even in fine lines and details. No deterioration or compromise of original image details.

Conventional Models



New humidity sensor

The new, built-in humidity sensor restrains effect of humidity change and brings stable high quality.

All photo illustrations in this material are simulated only. Actual print samples need to be generated to see actual difference.

User-friendly

CP-D90DW is designed for ease of use and quick maintenance with front-loading design for media.

Easy Media Loading




1. Open front door



2. Pull out front door and load paper



3. Slide ink ribbon



4. Close front door to complete the auto paper loading

- An energy-saving mode helps save operational cost by minimizing power consumption when on stand-by
- Long-life thermal head built with a coat of extra protective layer provides longevity and durability to minimize the total cost of ownership.
- Flanges attach easily to the paper roll by a quick pinch of latches.
- Power switch is easily accessible from the front of the unit.

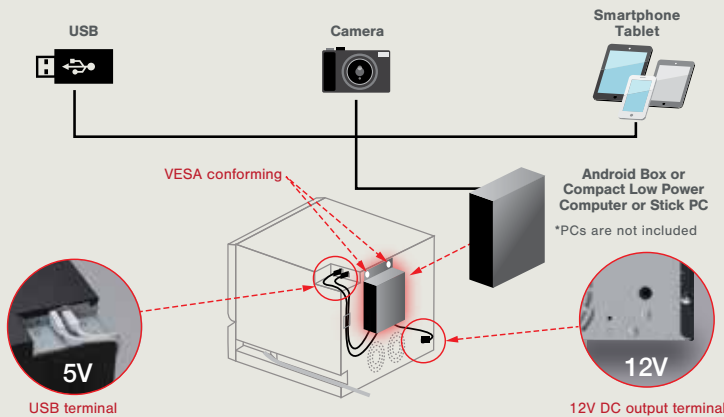
Maintenance



Easy access to the thermal head for cleaning.

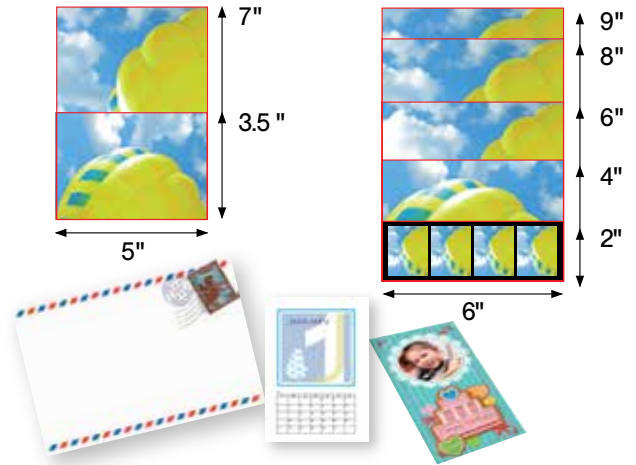
System Flexibility

With available DC output terminals of 5V 2A and 12V 2A, small, low-powered computer like Stick PC, or mobile devices can easily be powered through the printer, supporting a broader range of possible applications such as wireless printing, helping build a cost-efficient printing station more easily.



Support Multiple Sizes

Supports various print sizes using a Software Development Kit for customized applications. More than 2" (51mm) toward paper feeding direction, 1 dot step.



Optimized "First print" Speed

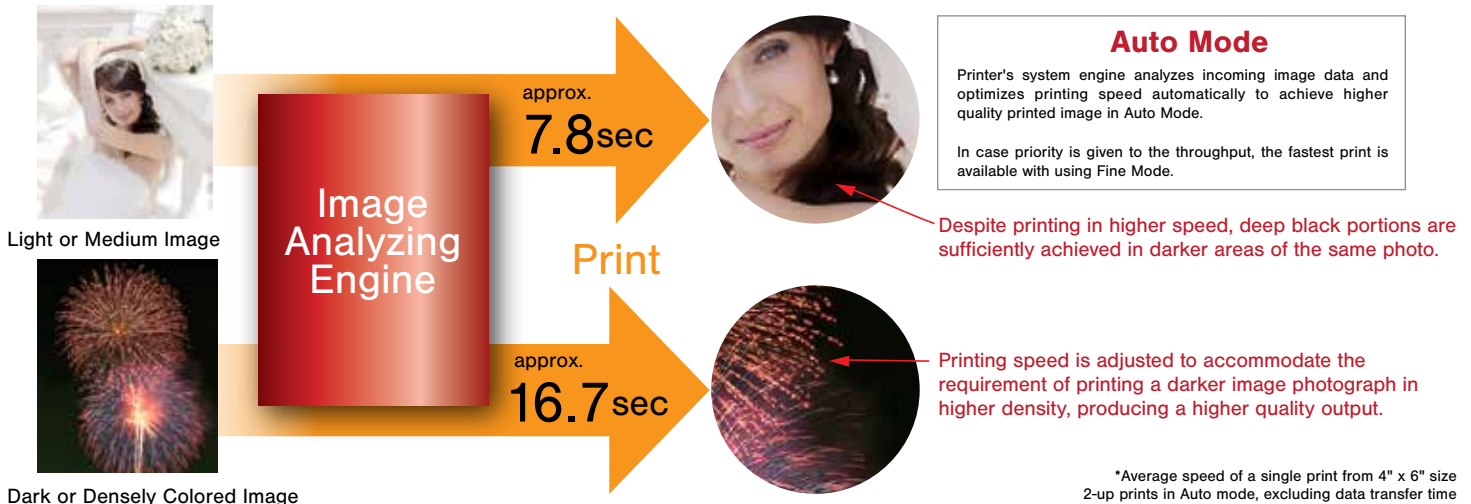
The built-in image processor of the CP-D90DW reduces the processing workload of external computers, cutting down the overall initialization time of the first print output of every job it receives.

Improved Throughput

The improved thermal head cooling design of the CP-D90DW allows it to print more than 450 4" x 6" (102 x 152mm) prints per hour.*

*Average speed of a single print from 102x152mm(4x6") size 2-up prints in its best condition, excluding media reloading time.

Automatic Optimization of Printing Speed



*Average speed of a single print from 4" x 6" size 2-up prints in Auto mode, excluding data transfer time

Compact, Fast-Printing, Outstanding Print Quality, User-friendly, System Flexibility and Supports Multiple Print Sizes

■ CP-D90DW Specifications

Model	CP-D90DW			
Printing Technology	Dye sublimation thermal transfer full color. Three-color face progressive printing (yellow, magenta, cyan) and surface lamination			
Gradations	256 gradations (8 bits per color, approx. 16.7 million colors)			
Print Resolution	300 × 300 DPI			
Finish	Glossy/Matte			
Paper Capacity	Thick-Grade Media (approx. 230µm)	3.5" x 5"	450	
		4" x 6"	400	
		5" x 7"	230	
		6" x 8"	200	
Print Speed* ³	Print Size	Fine Mode	Auto Mode	
			Light Image	Dark Image
	3.5" x 5"	Approx. 8.4 sec	Approx. 16.8 sec	
	4" x 6" **	Approx. 7.8 sec	Approx. 16.7sec	
	5" x 7"	Approx. 13.2 sec	Approx. 28.8 sec	
6" x 8"	Approx. 14.6 sec	Approx. 32.2 sec		
Interface	Hi-Speed USB Ver. 2.0			
Available Software Drivers	Windows®7/8/10(32bit/64bit)*1, MacOS®10.6 10.11**			
Memory Size	128MB Volatile Memory for Temporary Retention. Data are erased after printing.			
Dimensions WxDxH	Approx. 10.8" x 14.4" x 9.3"			
Weight	Approx. 30.0 lbs (14kg)			
Power Supply	100-240V AC 50/60Hz 5.5A			
Power Consumption	4.6A (120VAC 50/60Hz), 2.4A (220-240VAC 50/60Hz)			
DC Output Terminals* ⁵	12V / 2.0A max 5V / 2.0A max			
Accessories	Paper flange(1), Paper flange spacer(1), Ink cassette(1), Paper strip bin(1), Paper tray, AC power cord(120V), AC power cord(220-240V)(1), CD-ROM(1), Cable ties(2), Securing band/Screws/Washer(1set),Quick set up guide(1)			

*1: Windows® 7, 8 and 10 are registered trademarks of Microsoft Corporation in the United States and/or other countries.

*2: Mac OS X print driver are available on the website. Mac OS are trademarks of Apple Computer, Inc. in the United States and/or other countries.

*3: Does not include data transfer, printer initialization and paper feed times.

*4: Single print speed of 2-up print with CK-D768

*5: DC Power Output Terminals cannot be used simultaneously, only one can be active at any given moment.

■ Part names

- ALARM INDICATOR
- PAPER RIBBON INDICATOR
- POWER INDICATOR
- PRINT OUTLET
- OPEN BUTTON
- PAPER STRIP BIN
- VENTILATION INLET
- PRINTING UNIT
- DOOR

Opening the door

Panel (Right, Full View)

- VENTILATION INLETS
- DC POWER SWITCH
- 5 V DC OUTPUT TERMINAL USB TYPE-A (2 A MAX.)
- USB TERMINAL
- POWER SWITCH
- POWER SOCKET (AC LINE)
- RECESSED AREA FOR TRANSPORTING
- SECURING HOLES FOR THE CABLE TIE
- HANDLE FOR TRANSPORTING
- VENTILATION OUTLETS
- 12 V DC OUTPUT TERMINAL (2 A MAX.)

Panel (Left, Partial View)

- 1

Rear panel

- 10
- 11

■ Air Cooling Direction Flow

CP-D90DW incorporates a separator design to distribute airflow separately to the power supply and the printing thermal head. The effective air cooling increases the throughput while reducing print contamination.

■ Consumables (Media, sold separately)


Model	Size	Prints per roll	Rolls per box	Thickness
CK-D735	3.5" x 5"	450 prints	2	approx.230µm
CK-D746	4" x 6"	400 prints	2	
CK-D757	5" x 7"	230 prints	2	
CK-D768	6" x 8"	200 prints	2	

*Maximum size indicated. However, printer will still support printing multiple, smaller print sizes from this media model.

for a greener tomorrow

Eco Changes is the Mitsubishi Electric Group's environmental statement, and expresses the Group's stance on environmental management. Through a wide range of businesses, we are helping contribute to the realization of a sustainable society.

MITSUBISHI ELECTRIC
VISUAL IMAGING SYSTEMS
Professional Product Sales
Phone: 888.307.0388
www.mitsubishi-imaging.com



MITSUBISHI ELECTRIC SALES
CANADA, INC.
Display & Imaging Solutions Division
Phone: 905.475.7728
www.mitsubishielectric.ca